










Quick A1 List

¼ In (16)	> ■ ■	¼ to Face your Partner or if not applicable Face In towards the center of your Split formation == to Facing dancers.
¼ Out (39)	> ■ ■	¼ away from your Partner or if not applicable Face Out from the center of your Split formation == to various formations.
¼ ¾ Thru Grand □ (5)	> ■ ■ ■ ■	From a Box, a Triangle or a Diamond —> those who can R Arm Turn ¼ ¾; next those who can L Arm Turn ½ == to a Wave. {2}
<fraction> Top (35)	> ■ ■ ■ ■ ■ ■ ■ ■	all Arm Turn ½; next Centers Turn the Star <fraction> as Ends move forwards on a circle <fraction> == to a Thar or Wrong-Way Thar.
6 by 2 Acey Deucey (14)	> ■ ■ ■ ■ ■ ■ ■ ■	Very Centers Trade as Outsides Circulate in their formation == to a similar formation.
<anything> & Cross (33)	> ■ ■ ■ ■ ■ ■ ■ ■	all <anything>; next Trailers diagonally Pull By using the outside hand == to various formations. {2}
As Couples concept (27)	>	each Couple work as a single dancer performing <anything> == to various formations.
Cast a Shadow (13)	> ■ ■ ■ ■ ■ ■ ■ ■ ■ ■ ■ ■	Ends Zoom ½ and Cast Off ¾ and Spread as Out-Facing Ends Cloverleaf as In-Facing Ends Extend & Hinge & Extend == to generalized Lines.
Chain Reaction (9)	> ■ ■ ■ ■ ■ ■ ■ ■	Very Centers and Outsides Pass Thru as Ends Promenade on the outside ¼; next original Very Centers Hinge with new Partner; next Center Star Turns ¼ as Outsides Trade; next those who meet Cast Off ¾ as others move up == to Parallel Waves.
Clover & <anything> (15)	> ■ ■ ■ ■ ■ ■ ■ ■ ■ ■ ■ ■	Out-Facing Couples Clover leaf as the others (move to the center &) <anything> == to various formations.
Cross Clover □ & <anything> (42)	> ■ ■ ■ ■ ■ ■ ■ ■ ■ ■ ■ ■	Leaders Half Sashay and Cloverleaf as Trailers Circulate and Half Sashay and Cloverleaf == to a Double Pass Thru.
Cross Over Circulate (17)	> ■ ■ ■ ■ ■ ■ ■ ■ ■ ■ ■ ■	each dancer moves forwards to an opposite Center/End position among the next pair of dancers == to generalized Lines.
Cross Trail Thru (1)	> ■ ■ ■ ■ ■ ■ ■ ■	Pass Thru and Half Sashay == to Couples Back-to-Back.
Cycle & Wheel (37)	> ■ ■ ■ ■ ■ ■ ■ ■ ■ ■ ■ ■	those in a Mini-Wave Recycle as those in a Couple Wheel & Deal == to a Box.
Double Star Thru (32)	> ■ ■ ■ ■ ■ ■ ■ ■	Star Thru; next L Star Thru == to Back-to-Back Couples.
Ends Bend (28)	> ■ ■ ■ ■ ■ ■ ■ ■ ■ ■ ■ ■	Ends your part of a Bend the Line as the others are inactive == to a T-Bone.
Explode & <anything> (40)	> ■ ■ ■ ■ ■ ■ ■ ■ ■ ■ ■ ■	Centers step frowards as Ends slide together; next all ¼ In; next <anything> == to various formations.
Explode the Line (26)	> ■ ■ ■ ■ ■ ■ ■ ■ ■ ■ ■ ■	Centers step froward as Ends slide together; next all ¼ In; next R Pull By == to Back-to-Back Couples. {3}.
Grand ¼ ¾ Thru (38)	> ■ ■ ■ ■ ■ ■ ■ ■ ■ ■ ■ ■	From R-H Columns —> all R Cast Off ¼ ¾; next those who can L Trade == to a Tidal Wave.
Grand Follow Your Neighbor (4)	> ■ ■ ■ ■ ■ ■ ■ ■ ■ ■ ■ ■	the 6 diagonally Facing dancers perform Trailer's part of Follow Your Neighbor as the Others perform Leader's part == to a Tidal Wave.
Half Breed Thru (34)	> ■ ■ ■ ■ ■ ■ ■ ■	all R Pull By; next Courtesy Turn or if not applicable U-Turn Back towards each other == to normal Facing Couples.
Horseshoe Turn (20)	> ■ ■ ■ ■ ■ ■ ■ ■ ■ ■ ■ ■	Leaders Cloverleaf as Trailers Partner Tag == to an Eight Chain Thru.
Lockit (11)	> ■ ■ ■ ■ ■ ■ ■ ■ ■ ■ ■ ■	Centers Arm Turn ½ as Ends move forwards around a quarter circle == to a generalized Line or Diamond.
Mix (10)	> ■ ■ ■ ■ ■ ■ ■ ■ ■ ■ ■ ■	Centers Cross Run; next new Centers Trade == to a generalized Line. {2}
Pair Off (41)	> ■ ■ ■ ■ ■ ■ ■ ■ ■ ■ ■ ■ ■ ■ ■ ■ ■ ■	(step forward into the center &) Face Out == to an Out-Facing Couple.
Partner Hinge (19)	> ■ ■ ■ ■	¼ to Face your Partner; next R Touch == to a R Mini-Wave.
Partner Tag (18)	> ■ ■ ■ ■	¼ to Face your Partner; next Pass Thru == to Back-to-Back dancers.
Pass In (8)	> ■ ■ ■ ■ ■ ■ ■ ■ ■ ■ ■ ■	all Pass Thru; next Face In towards the center of the formation == to Facing dancers. {2}
Pass Out (29)	> ■ ■ ■ ■ ■ ■ ■ ■ ■ ■ ■ ■	all Pass Thru; next Face Out from the center of the formation == to dancers facing out from the center of the formation.
Pass the Sea (21)	> ■ ■ ■ ■ ■ ■ ■ ■ ■ ■ ■ ■	all Pass Thru; next ¼ In; next L Touch == to a L-H Wave. {3}
Right Roll to a Wave (12)	> ■ ■ ■ ■ ■ ■ ■ ■ ■ ■ ■ ■	Leaders R U-Turn Back; next all Touch == to Mini-Waves.
Scoot & Dodge (31)	> ■ ■ ■ ■ ■ ■ ■ ■ ■ ■ ■ ■	Trailers Scoot Back as Leaders Dodge == to Out-Facing Couples.
Split Square Thru (22)	> ■ ■ ■ ■ ■ ■ ■ ■ ■ ■ ■ ■	Facing dancers Right Pull By and ¼ In; next finish Square Thru == to Couples Back-to-Back.

Mona's Quick A1 List

X >>> B >>> M >>> + >>> A1 Call Index >>> Top >>> A2 >>> C1 >>> C2 >>> C3A >>> C3B >>>		PA3 2006-05-01
Square Chain Thru (30)	> 	R Pull By and 1/4 In; next Step to a L-H Wave and L Swing Thru; next L Turn Thru == to Couples Back-to-Back.
Step & Slide (23)	> 	the Centers step ahead as Ends slide together == to a Box or a Z.
Swap Around Reverse (25)	> 	the dancer to the R (Belle) step ahead as the dancer to the L (Beau) Run == to Out-Facing Couples.
Transfer the Column (24)	> 	#1 and #2 dancers Circulate 3 on the outside and Face In as #3 and #4 dancers Circulate 1 and Cast Off 3/4 and Extend == to Parallel Waves.
Triple Scoot (3)	> 	Extend; next Center 6 Arm Turn 1/2 as Very Ends Run; next Extend == to Columns.
Triple Star Thru (36)	> 	those who can Star Thru; next those who can L Star Thru; next those who can Star Thru == to various formations.
Triple Trade (2)	> 	3 Center pairs of dancers Trade as the others are inactive == to a formation with 3 adjacent pairs of dancers.
Turn & Deal (7)	> 	as one smooth movement Half Tag (R shoulders) and 1/4 Turn in the original flow == to a Box.
Wheel Thru (6)	> 	Belles Turn 1/4 R as Beaus diagonally R Pass Thru to stop in Couples with their original Partner == to a Couples Back-to-Back.